

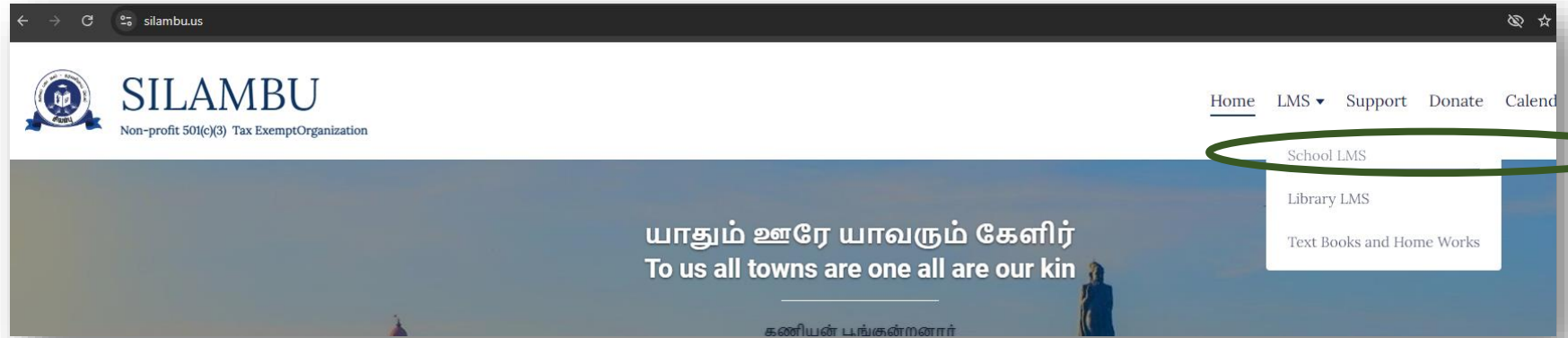


SILAMBU LMS User Guide

Access to LMS Link

1 Open <https://silambu.us> in your favorite browser
(Chrome is recommended)

2 **LMS > School LMS**



<https://silambu.us/>

Login to LMS

1 Ensure you are redirected to <https://openlms.mntamilschool.org/>

2 From the top right corner, you can see Login as shown below



✓ Click on Login



<https://openlms.mntamilschool.org/>

Login to LMS

1 Do Not Use Username Password 

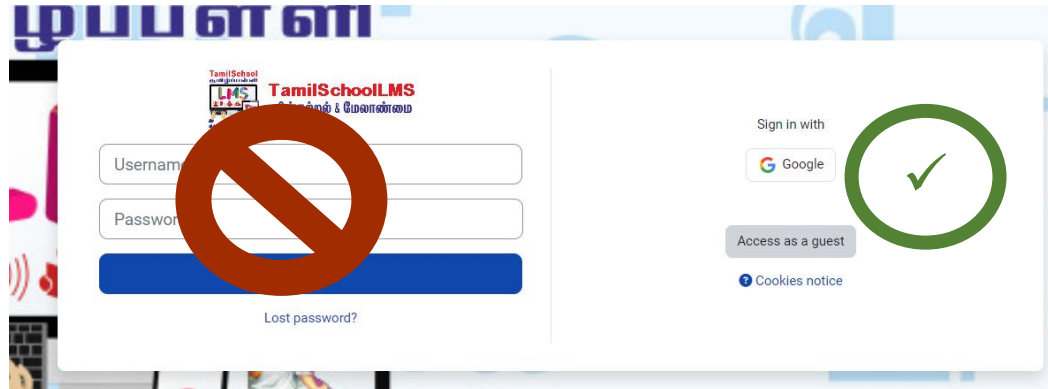
Click on "Sign in with Google" option 

2 Login Using **Students SILAMBU google id**

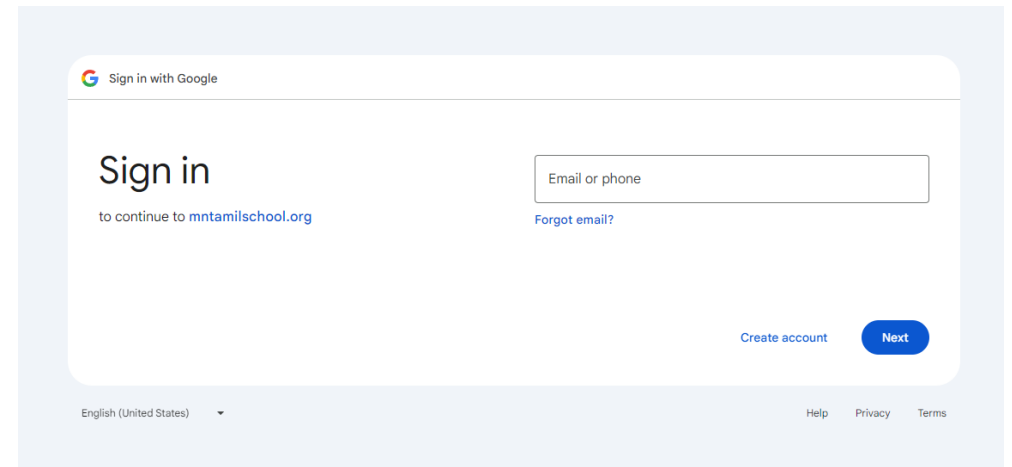
Example:

student1234stu

1



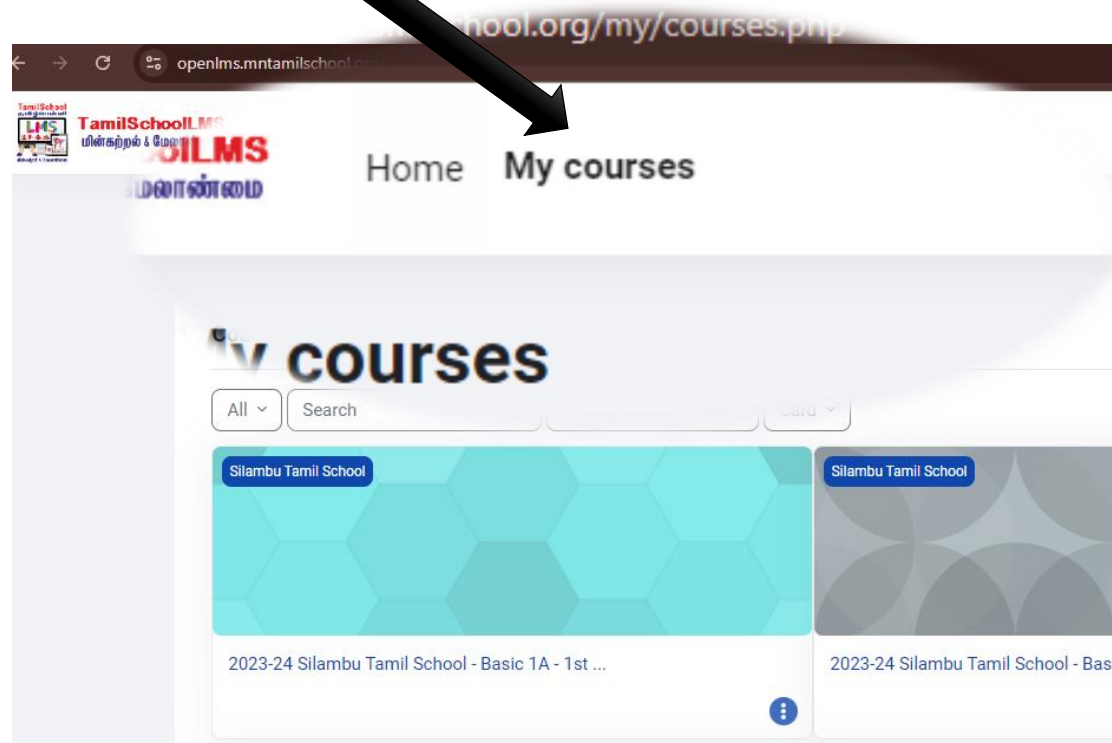
2



<https://openlms.mntamilschool.org/>

Accessing Courses

By default, you will see the Course content assigned to the student. If not Click on the "My Courses" Link on the top



Accessing Course Content

Click Inside the Course Box



Course overview

All ▾ Search Sort by course name ▾ Card ▾

Silambu Tamil School

2023-24 Silambu Tamil School - Basic 1A - 1st ...

Silambu Tamil School

Accessing Course Content

Tip: If you don't see the course content left navigation list. Click on this icon.



The screenshots show the Moodle LMS interface for the course '2023-24 Silambu Tamil School'. The top screenshot shows the course page with a hamburger menu icon highlighted. The bottom screenshot shows the course page with the left navigation list expanded, displaying sections like 'General', 'Lesson 1 Textbook', and 'Attendance'.

Here you can see the list of Lessons

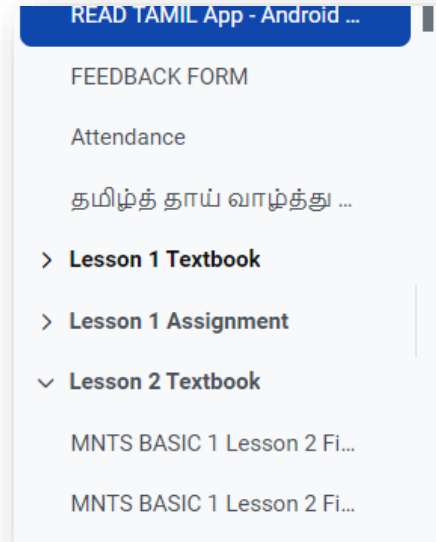
Accessing Course Content

Each Lesson has two parts

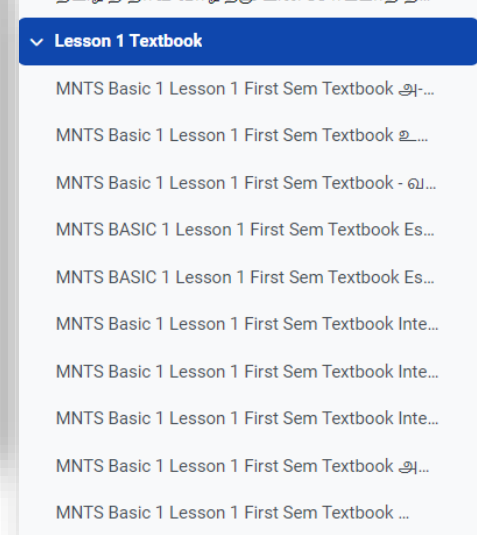
Textbook

Assignment

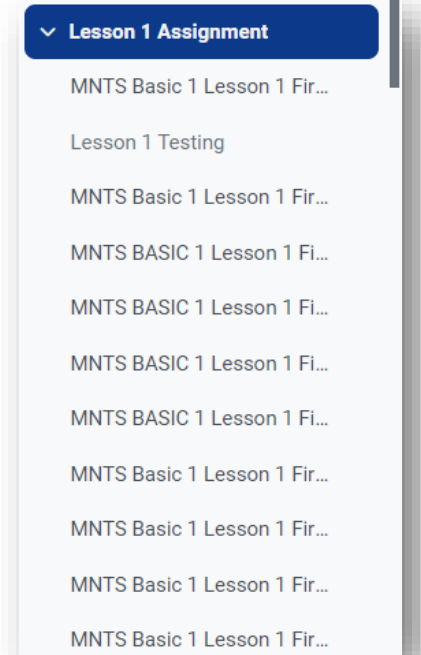
- 1 Left Navigation view Sample
- 2 Sample Textbook Expanded View
- 3 Sample Assignment Expanded View



1

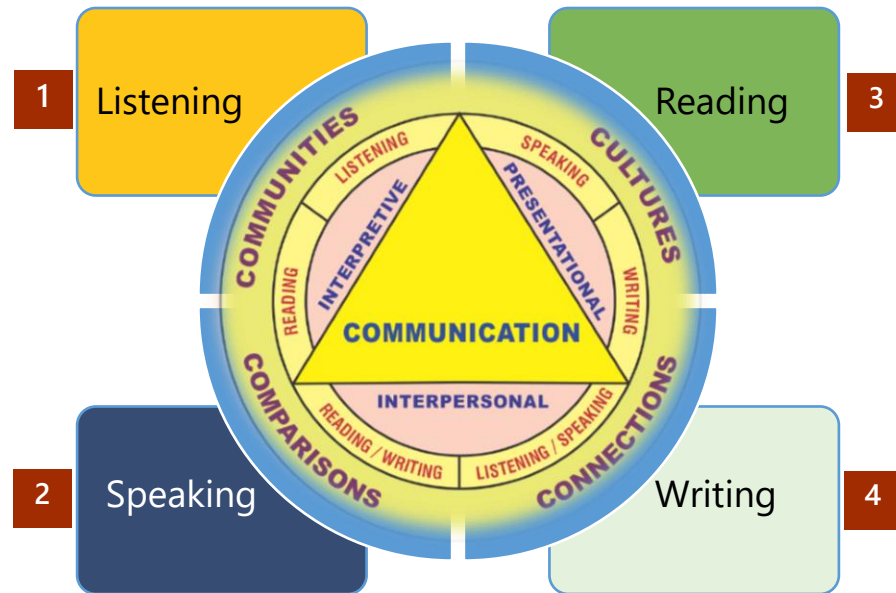


2



3

Assignment Categories



- There will be one for each core skills or multiple based on the grade level in each Lesson

The assignments for the kids are carefully crafted to enhance their LSRW (Listening, Speaking, Reading, Writing) skills. These foundational skills are essential for effective communication and are developed progressively. By focusing on listening first, followed by speaking, reading, and writing, we ensure a comprehensive approach to language learning. This framework helps kids acquire these abilities in a structured and natural way, which is integral to improving their overall communication proficiency.

Submitting Assignments

There are different types of assignment, This guide will give overview for all possible cases.

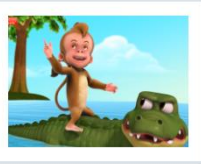
Interpretive Listening Assignments

Semester Lesson 1- Interpretive Listening question 1

Receive a grade



1. இந்தக் கதையில் வரும் மிருகங்கள் எவை?



Check

1

1. Yes 2. No Comments: _____
- He returned at Six.
1. Yes 2. No Comments: _____
- Did Selvan meet three friends?
1. Yes 2. No Comments: _____

Note
(குறிப்பு)
Play the audio and write your answers. If the answer is Yes, they will write what they heard either in Tamil. Or English. If no, no need to explain. Also, show them the homework sheets and explain how to do it.

Selvan went to play Soccer.

No

Yes

2

Interpretive listening content

1 / 7

Unit 3 Lesson 1-Interpret...

Interpretive listenin... ○

Supporting Details ○

Organization Featu... ○

Keywords ○

Type in keywords ○

Main Idea ○

Summary & submit



Interpretive listening content

1 / 7

3

1 Choose the answer Image

2 Choose the answer text

3 Multiple choice questions

Interpretive Reading Assignments

Interpretive Reading content 1 / 7

Unit 3 Lesson 1-Interpretiv...

Interpretive Reading ... ●

▶ Supporting Details ○

▶ Organization Feature... ○

▶ Keywords ○

▶ Type in keywords ○

▶ Main Idea ○

Summary & submit

சுவையான குளிப்பானம்

தேவையான பொருட்கள் :
நன்கு பழுத்த எலுமிச்சம் பழம் -1
துருவிய இஞ்சி - 1/4 மேசைக் கரண்டி
சர்க்கரை - 2 மேசைக் கரண்டி
புதினா இலை -2
துளி உப்பு
தண்ணீர்
செய்முறை :

பழத்தைப் பாதியாக வெட்டவும். ஒரு கிண்ணத்தில் பாதி பழத்தைப் பிழிந்து சாறு எடுக்கவும். இது புளிப்பு சுவை உடையது. அதனால் புளிப்பு கொஞ்சம் குறையும் வரை தண்ணீர் சேர்க்கவும். துருவிய இஞ்சி மற்றும் இரு புதினா இலை போட்டு ஒரு 5 நிமிடம் மூடி வைக்கவும். பின்னர் அதனை வடிகட்டி , துளி உப்பு, சர்க்கரை கலந்து குவளையில் ஊற்றவும். அழகுக்கு மீதமுள்ள ஒரு புதினா இலையை மிதக்கவிட்டுப் பரிமாறவும். அல்லது அருந்தவும்/குடிக்கவும். விரும்பினால் தேன் சேர்த்துக் கொள்ளலாம்

1 / 1

Similar to Listenstening, Reading assignments will also have multiple choice questions.

- There can be picture, text or matching answers
- Higher grade will also have typing options

Interpretive Writing Assignments

MNTS Unit 3-Lesson 1 Interpersonal Writing HW

Opened: Tuesday, 5 March 2024, 12:00 AM

- I can exchange messages to ask for a substitution for an online food order.

Your Parents have place the order . But you have mood for something else and asking the person to change it.

Start saying வணக்கம் , Your name and why are you texting them.

.....

கலை உணவகம் : வணக்கம் : ஆம் , மாற்றிக் கொள்ளலாம் .சொல்லுங்கள் .வரிசை எண் மற்

.....

கலை உணவகம் : உங்கள் முழுப்பெயர் மற்றும் முகவரி தாருங்கள் .

Translate in Tamil

1. I am taller than him

.....

2. He sings like me

.....

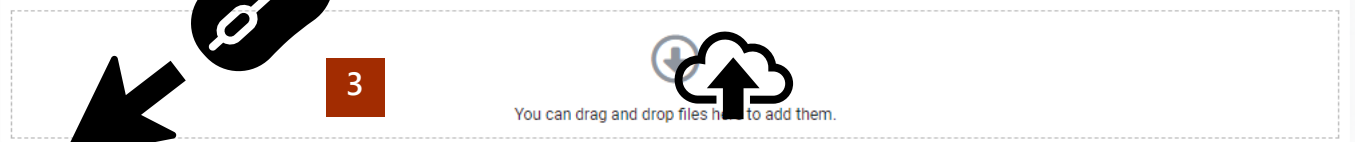
3. My mom cooks like my mom

.....

Add submission



Files



Save changes

Cancel

1

Click on **Add Submission**

2

Upload the fill (photo of writing page(s))

3

Save and Submit

Student need to write answer in a paper and upload a photo of the writing

Interpretive Speaking Assignments

Question 2:



No recording

Start recording

Question 5

Not yet answered
Marked out of 1.00

[Flag question](#)

Question 5:



No recording

Start recording

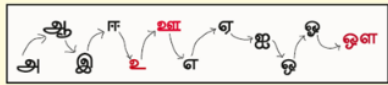
Finish attempt ...

Don't Forget to Submit, if multiple recording options are given (usually higher grades)



Student can directly record audio inside the application

- Start Recording or Record options will be available for each speaking assignments



Press a button below to record your answer

00:00

Record

Need Help

More questions about LMS?

Please reach out to your class teacher, our class teachers will assist you with any question related to assignments.

